

PARENT BROCHURE

of tips for reading with your child

This resource was created in conjunction with my post, "Show Parents How to Read with their Child Productively."

Note: Copy the brochure front-to-back and fold once vertically.

TERMS OF USE

Thank you for downloading this free resource!

- You may use this resource for personal and classroom use AND to share with colleagues within your school. Please refer others to the blog post to download this resource for themselves.
- Changing any part of the files in any way for anyone other than you and your classroom of students **is prohibited**.
- Using any piece of these files, in whole or in part, in the creation of product, either free or priced, **is prohibited**.
- Posting, sharing, or saving this product to any sort of shared server, digital site, **is prohibited**.

My TpT store: www.teacherspayteachers.com/store/Michael-Friermood

Check out my store for more teaching resources!



COPYRIGHT 2015 BY MICHAEL FRIERMOOD

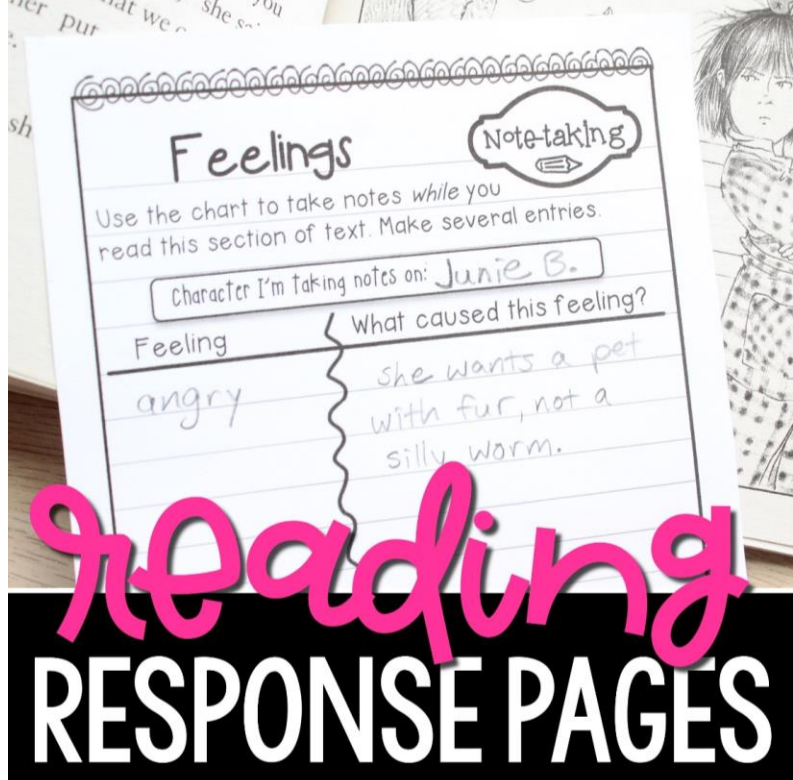
WWW.THETHINKERBUILDER.COM


CREDITS: KG Fonts, AG Fonts, Graphics from A Sketchy Guy: <https://www.teacherspayteachers.com/Store/A-Sketchy-Guy>

A special thank you to Nydia Peake for translating the brochure into a Spanish Version.

CHECK OUT
more of my
READING
RESOURCES!

CLICK 



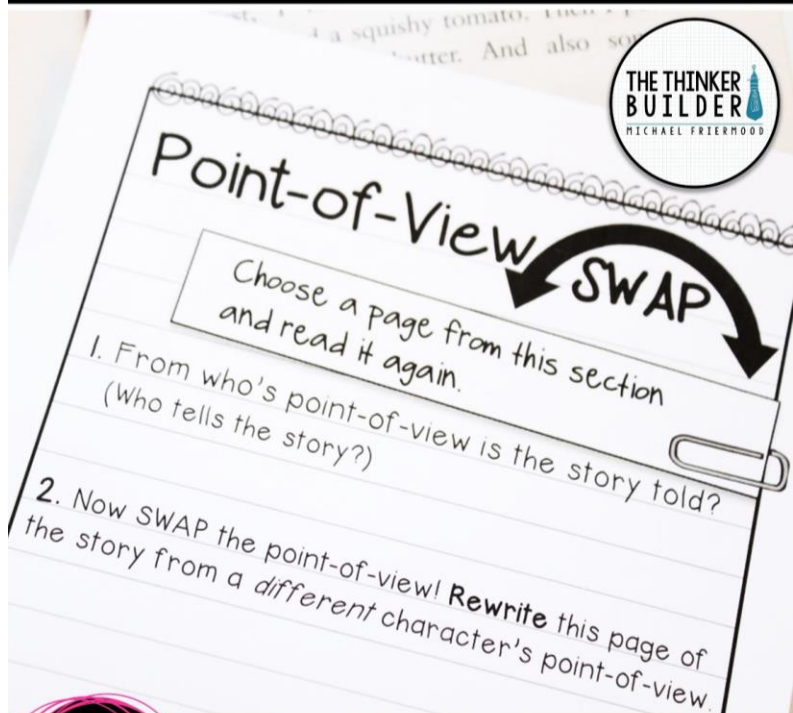
Feelings 

Use the chart to take notes while you read this section of text. Make several entries.


Character I'm taking notes on: Junie B.

Feeling	What caused this feeling?
angry	she wants a pet with fur, not a silly worm.

Reading
RESPONSE PAGES




THE THINKER BUILDER
MICHAEL FRIERHOOD

Point-of-View 

Choose a page from this section and read it again.

1. From who's point-of-view is the story told? (Who tells the story?)
2. Now SWAP the point-of-view! Rewrite this page of the story from a different character's point-of-view.

 64 differentiated pages for any fiction text



Prompting Questions

- Oh man, that was an exciting part. What do you think is going to happen next? [Predictions]
- Why do you think the character made that choice? I sure wouldn't have done that! [Character Analysis]
- Wow, I wish I could crawl inside the story at this part. Don't you? What do you think we'd see and hear? [Visualization]
- What do you think the author is trying to say here? Is (s)he doing a good job at it? [Themes & Messages]
- Hmm, this has got me thinking about life. Do you ever think about your own life when you're reading? Let me tell you what I'm thinking and see if you agree. [Connections]
- What makes you think you're right about that? [Referring to Text]
- Hang on, did you catch that? I think that was a hint. Did you just figure something out? [Inference]
- Will you remind me what happened in the last chapter? [Retelling]

© 2015 BY MICHAEL FRIERMOOD

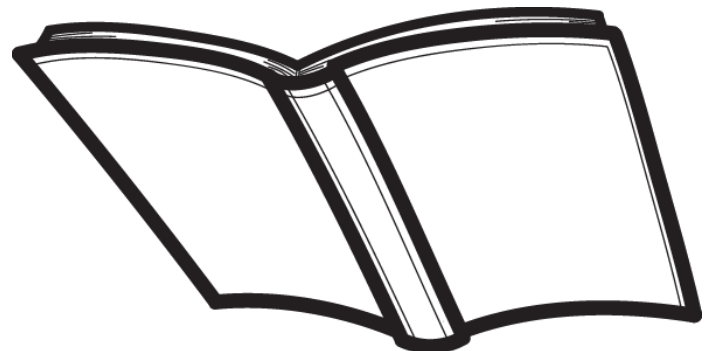
TIPS

FOR

READING
WITH YOUR

child

PRODUCTIVELY



Reading out loud with Your child can be... POSITIVE ... PRODUCTIVE ... & POWERFUL.

The Set-Up

- Sit next to each other.
- Take turns reading one page at a time.
- When you read, model strong phrasing and expression.
- When your child reads, listen to the story. Let your child attempt hard words. Help explain new vocabulary.

Approach as a fellow reader.

- Try to avoid too many corrections or judgements.
- Enjoy the book as two readers.

Read a variety.


- Choose short texts like picture books, blogs, poems, and magazine articles.
- Choose a chapter book that you and your child save to only read when you are together.


Think out loud.

- Pause to think out loud.
- Show your child what goes through your mind when you read.

Encourage conversations.

- Pause during and after reading to discuss predictions, reactions, opinions, and feelings.





Preguntas que Solicitan

- Vaya hombre, fue una parte excitante. ¿Qué crees que va a pasar después? [Predicciones]
- ¿Por qué crees que el personaje hizo esa elección? Te aseguro que yo no hubiera hecho eso! [Análisis del carácter]
- Wow, ojalá que yo pudiera estar dentro de la historia en esta parte. ¿No? ¿Qué cree que veríamos y oiríamos? [Visualización]
- ¿Qué crees que el autor está tratando de decir aquí? ¿Está haciendo un buen trabajo? [Temas & mensajes]
- Hmm, esto me hace pensar acerca de la vida. ¿Haz pensado alguna vez acerca de tu propia vida cuando está leyendo? Permíteme explicar lo que estoy pensando, a ver si estás de acuerdo. [Conexiones]
- ¿Qué te hace pensar que tienes razón sobre eso? [Refiriéndose al texto]
- ¿Espera un momento, entendistes esto? Creo que esto era una clave. ¿Entendiste algo? [Inferencia]
- Recuérdame lo que sucedió en el último capítulo? [Volver a contar]

© 2015 BY MICHAEL FRIERMOOD

CONSEJOS PARA LEER CON SU HIJO

PRODUCTIVAMENTE




Leer en voz alta con su hijo/a puede ser... POSITIVO... PRODUCTIVO... Y POTENTE.

Organízate

- Siéntese el uno al lado del otro.
- Tomen turnos para leer una página a la vez.
- Cuando usted lea, modele expresión y fraseo en su voz.
- Escuche la historia mientras su hijo lea. Deje que el niño intente palabras difíciles. Ayuda a explicar nuevo vocabulario.

Actúe como un compañero.

- Trate de evitar demasiadas correcciones o juicios.
- Disfrute del libro como dos lectores.



Lea una variedad.

- Elija materiales con textos cortos como libros ilustrados, blogs, poemas y artículos de revista.
- Elija un libro de capítulos para leer cuando estén juntos.

Piense en voz alta.

- Tome una pausa para pensar en voz alta.
- Muéstrela a su niño que pasa por tu mente cuando lees.

Estimule la conversación.

- Tome pausas durante y después de leer para hablar de predicciones, reacciones, opiniones y sentimientos.